


# Spell It Board Game

## Basic Code



# Progression Of Phonemes

The table below shows the progression of phonemes and their graphemes. You can use the game in order or pick and choose based on your weekly lessons and students' abilities.

Sets	Phoneme/Grapheme Focus
1	CVC words - a, i, m, n, o, p, s, t
2	CVC words - b, c, g, h
3	CVC words - d, e, f, v
4	CVC words - k, l, r, u
5	CVC words - j, w, x, y, z
6	CVC words & double consonants - ff, ll, ss, zz
7	VCC & CVCC Words
8	CCVC Word
9	CVC, CCVC, CVCC & VCCC words
10	Digraph sh
11	Digraph ch
12	Digraph ck
13	Digraph th
14	Digraph wh
15	Digraph ng
16	Sound qu



# Instructions

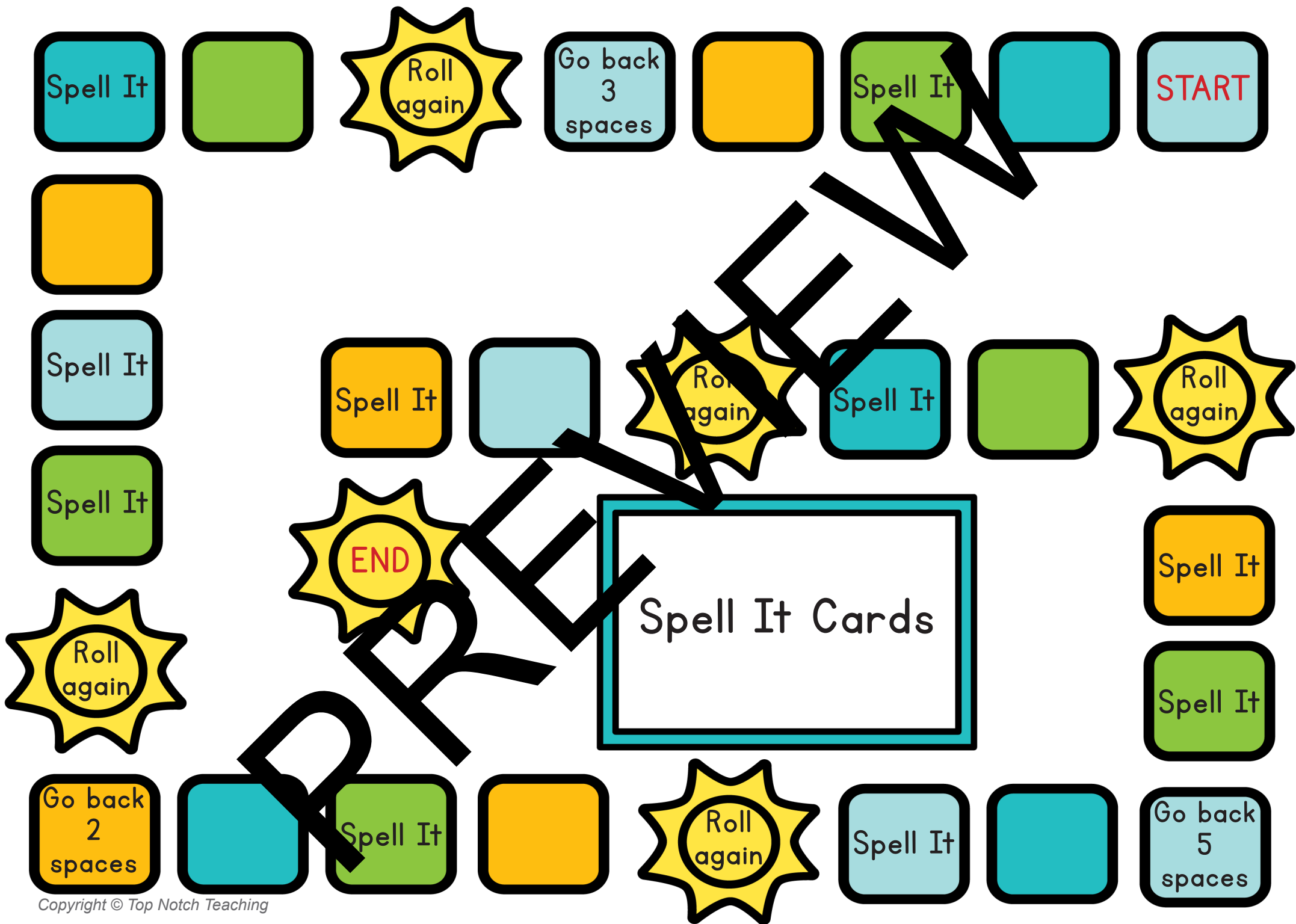
## Resources

- Copies of the game board;
- Different colored counters for each player;
- 6 sided dice; and
- Spell It cards.

## Steps

1. This game is suitable for 2 - 4 players.
2. Print the game boards. To reuse the boards, laminate them, or put them in a plastic sleeve or a dry erase pocket.
3. Print and cut out the Spell It cards. Place the cards with the words facing down on the game board in the space that says: Spell It Cards
4. Each student places their counter on the Start square.
5. Players take it in turns to roll the dice. Move the counter forward the number of spaces shown on the dice.
6. If a student lands on a Spell It square, the student to the left picks up a Spell It card and reads the word to the student.
7. The player needs to spell the word orally. If the player spells the word correctly, they stay on the square.
8. If the player misspells the word, they move back to where they were and the player to the left then tells them the correct spelling.
9. If a player lands on a Roll Again square, they get another go. If a player lands on a Go Back square, they go back the number of spaces it says.
10. The first person to reach the end is the winner.





## Spell It Cards

Spell It

Roll  
again

Go back  
3  
spaces

Spell It

START

Spell It

Spell It

Roll  
again

Spell It

Roll  
again

Spell It

END

Spell It

Roll  
again

Spell It

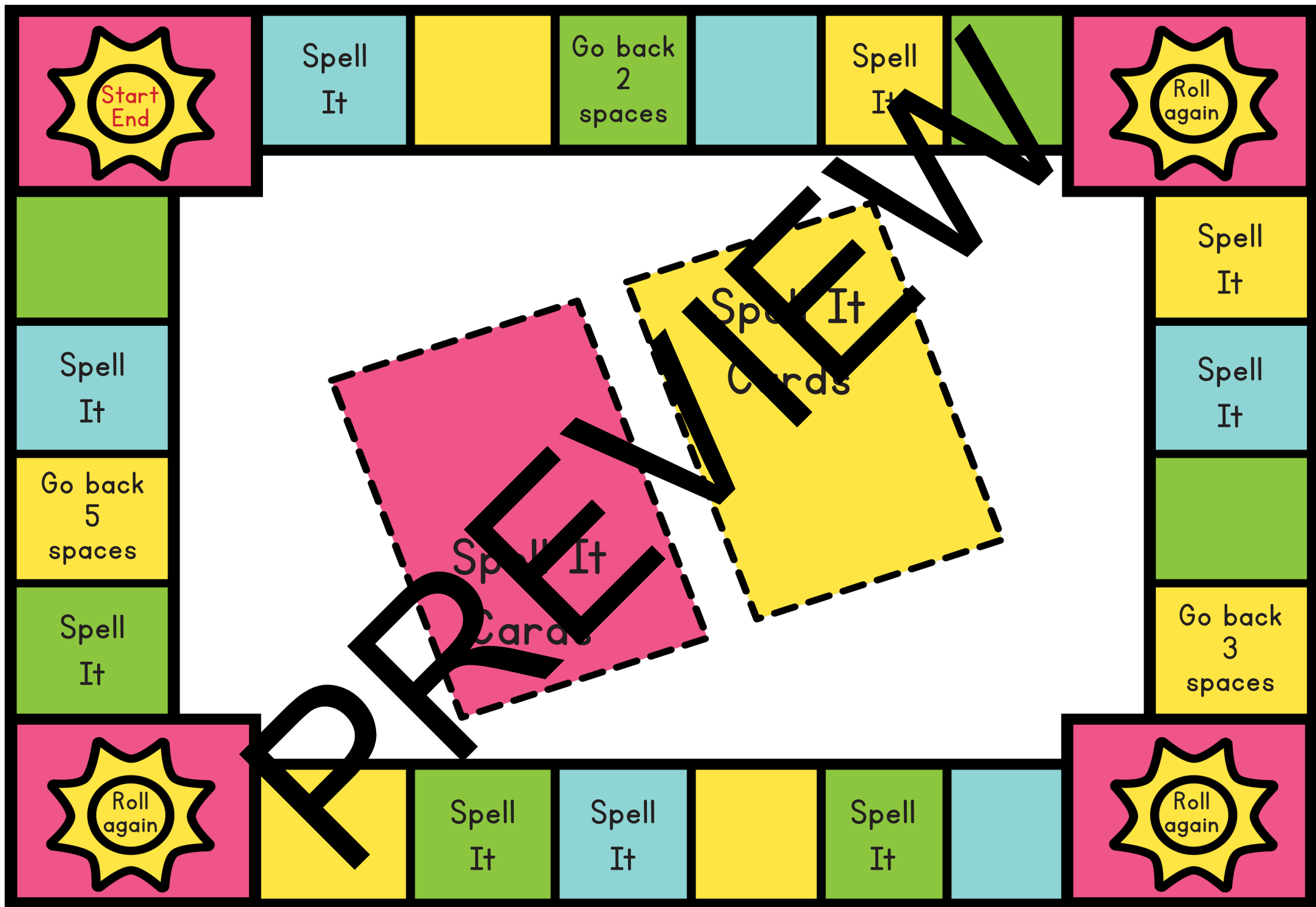
Go back  
2  
spaces

Spell It

Roll  
again

Spell It

Go back  
5  
spaces



# Set 7

Set 7 includes VCC and CVCC words.

## VCC Words

act	and	ant	if
elk	elm	end	ink
its			

## CVCC Words

bank	belt	bend	bent
bulb	camp	clerk	dots
dump	dusk	dust	fact
film	fist	head	font
gaps	gets	gift	gulf
hand	hand	help	hint
hits	hump	jets	jump
junk	just	kept	kilt
lamp	land	lent	lift
link	loft	mend	mint
musk	next	pant	pink
pump	ramp	rent	rift
sand	self	send	sift
snack	tank	test	tint
vest	wept	wind	yank
yelp	zest	zinc	



# Spell It Cards

VCC Words

act

Copyright © Top Notch Teaching

and

Copyright © Top Notch Teaching

ant

Copyright © Top Notch Teaching

elf

Copyright © Top Notch Teaching

elk

Copyright © Top Notch Teaching

elm

Copyright © Top Notch Teaching

end

Copyright © Top Notch Teaching

ink

Copyright © Top Notch Teaching

its

Copyright © Top Notch Teaching

# Spell It Cards

CVCC Words

bank

Copyright © Top Notch Teaching

belt

Copyright © Top Notch Teaching

bend

Copyright © Top Notch Teaching

bent

Copyright © Top Notch Teaching

bulb

Copyright © Top Notch Teaching

camp

Copyright © Top Notch Teaching

desk

Copyright © Top Notch Teaching

dots

Copyright © Top Notch Teaching

dump

Copyright © Top Notch Teaching



# Set 12

Set 12 includes words with the digraph ck.

Digraph ck Words			
back	black	block	brack
check	chick	click	chuck
cluck	crack	duck	flick
flock	Jack	kick	lick
lock	luck	mick	muck
neck	pack	peck	pick
pluck	rack	rock	shack
shock	slack	snack	stick
struck	track	trick	truck

PREVIEW



# Spell It Cards

## Digraph ck Words

back

Copyright © Top Notch Teaching

black

Copyright © Top Notch Teaching

block

Copyright © Top Notch Teaching

brick

Copyright © Top Notch Teaching

check

Copyright © Top Notch Teaching

chick

Copyright © Top Notch Teaching

click

Copyright © Top Notch Teaching

clock

Copyright © Top Notch Teaching

cluck

Copyright © Top Notch Teaching

PREVIEW

# Spell It Cards

## Digraph ck Words

crack

Copyright © Top Notch Teaching

duck

Copyright © Top Notch Teaching

flick

Copyright © Top Notch Teaching

flock

Copyright © Top Notch Teaching

Jack

Copyright © Top Notch Teaching

kick

Copyright © Top Notch Teaching

lick

Copyright © Top Notch Teaching

lock

Copyright © Top Notch Teaching

luck

Copyright © Top Notch Teaching